

Scaled data based on original data using
LM-79-08 Approved Method: Electrical and Photometric Measurements of Solid-
State Lighting Products

Test Report Prepared for
Cooper Lighting Solutions
(formerly Eaton)

Brand: INVUE

Report Number: P162331

Luminaire Tested: **EMM-F03-LED-E1-SL2-HSS-7030**

Issue Date: 03/03/2020

Test Information

Test Method: LM-79-08
Report Number: P162331
REPORT IS SCALED FROM IESNA LM-79-08 TEST DATA (P33726)
Test Lab: INNOVATION CENTER-P3
Issue Date: 03/03/2020
Manufacturer: COOPER LIGHTING SOLUTIONS (FORMERLY EATON)
Product Line: INVUE
Catalog Number: EMM-F03-LED-E1-SL2-HSS-7030
Description: EPIC MODERN MEDIUM DECORATIVE LED LUMINAIRE
(3) LIGHTBARS WITH AccuLED OPTICS - TYPE 2 W/ SPILL LIGHT CONTROL AND HOUSE SIDE SHIELD
Light Source: (21) 3000K CCT, 70 CRI LEDs
Ballast/Driver: -

Summary

Lumens per Lamp: N/A
Luminaire Lumens: 3943.3 lumens
Efficiency: N/A
Efficacy: 50.4 lumens/watt
Luminous Opening: Rectangular w/ Sides (W: 0.5' x L: 1' x H: 0.1')
IES Classification: Type II - Short - Non-Cutoff
BUG Rating: B0 - U0 - G1

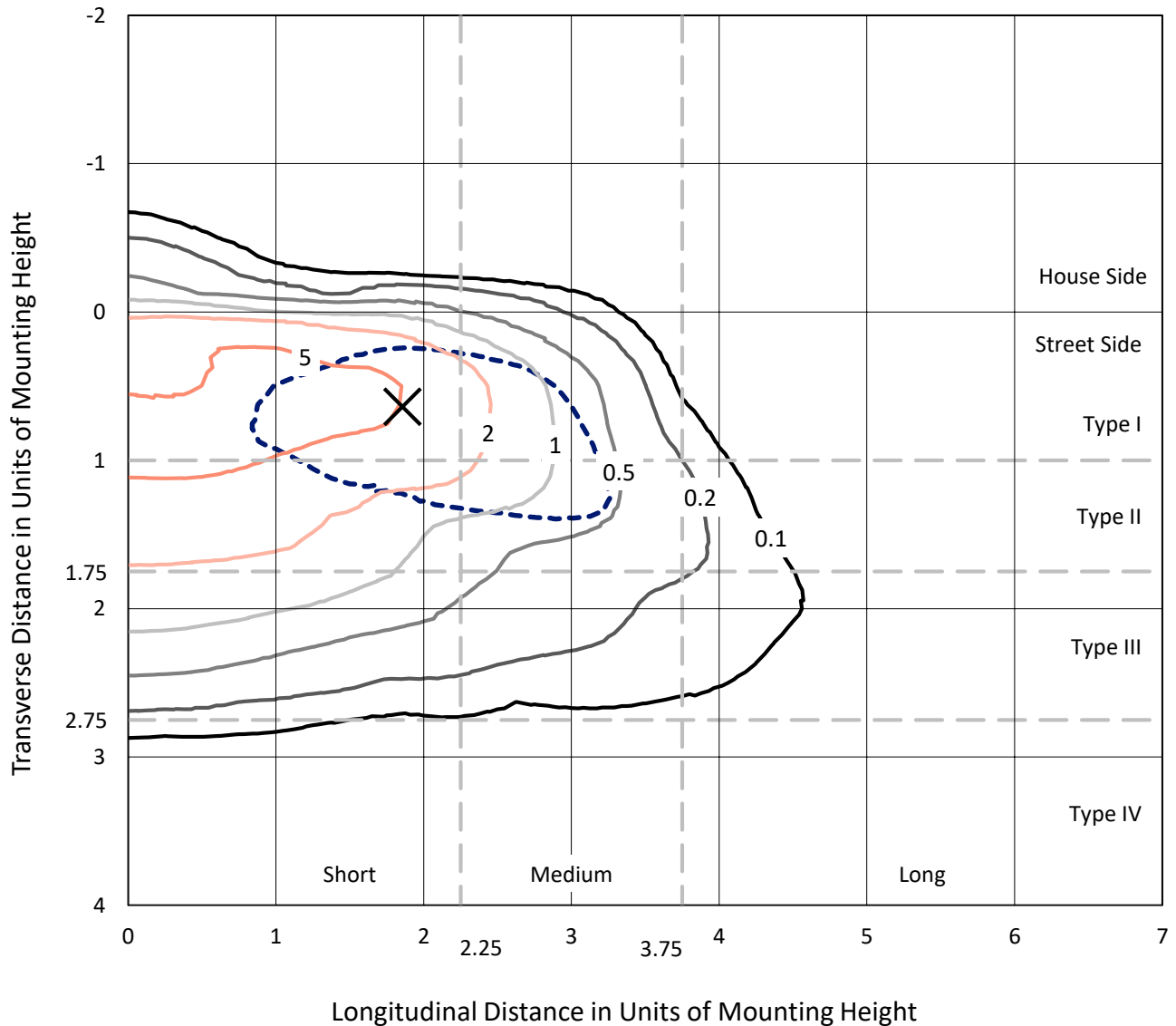
Input Watts (W): 78.3
Input Voltage (V): NR
Input Current (Ain): NR
Voltage Rise (V): NR
Power Factor: NR
Total Harmonic Distortion (THDi): NR
Frequency (hertz): 60
Stabilization Time: NR
Operation Time: NR
Ambient Temperature (°C): NR
Test Distance: 25 FT



REPORT NUMBER: P162331
 CATALOG NUMBER: EMM-F03-LED-E1-SL2-HSS-7030

Iso-Footcandle Lines of Horizontal Illumination

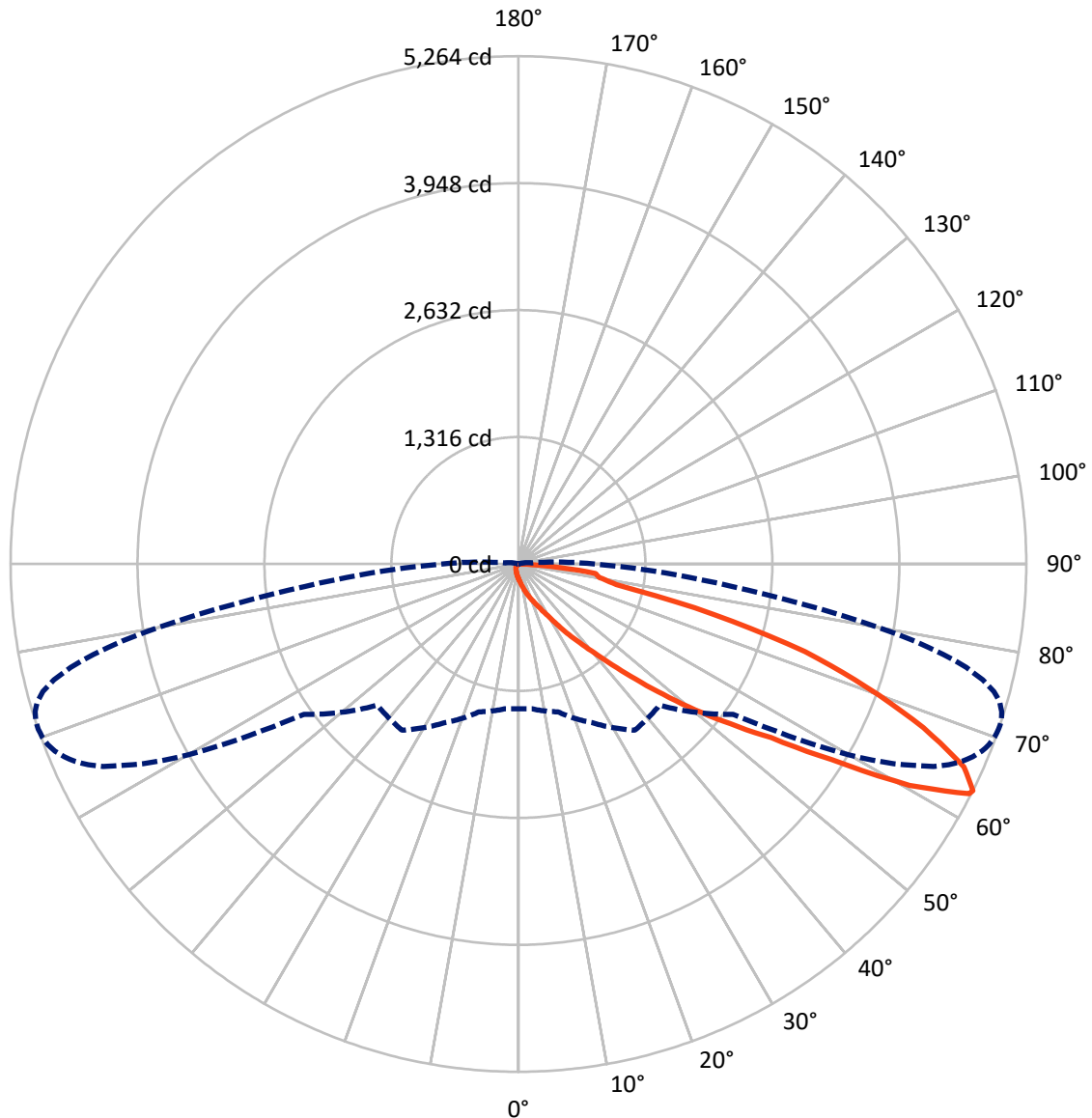
× Max cd
 - - - 1/2 Max cd



Based on 10 foot mounting height. Maximum calculated value = 8.3 fc
 Type II - Short - Non-Cutoff

REPORT NUMBER: P162331
CATALOG NUMBER: EMM-F03-LED-E1-SL2-HSS-7030

Luminous Intensity Polar Plot



— Vertical Plane Through 71-Deg Lateral - - - Horizontal Cone Through 63-Deg Vertical

REPORT NUMBER: P162331

CATALOG NUMBER: EMM-F03-LED-E1-SL2-HSS-7030

FLUX DISTRIBUTION:

		Downward	Upward	Total
House Side	Lumens	83.7	0.0	83.7
	% Fixture	2.1	0.0	2.1
Street Side	Lumens	3859.6	0.0	3859.6
	% Fixture	97.9	0.0	97.9
Total	Lumens	3943.3	0.0	3943.3
	% Fixture	100.0	0.0	100.0

Coefficient of Utilization

ZONAL LUMENS:

Zone	Lumens	% Fixture
0°-10°	16.7	0.4
10°-20°	64.8	1.6
20°-30°	131.7	3.3
30°-40°	321.8	8.2
40°-50°	719.6	18.2
50°-60°	1011.8	25.7
60°-70°	1189.8	30.2
70°-80°	429.6	10.9
80°-90°	57.5	1.5
90°-100°	0.0	0.0
100°-110°	0.0	0.0
110°-120°	0.0	0.0
120°-130°	0.0	0.0
130°-140°	0.0	0.0
140°-150°	0.0	0.0
150°-160°	0.0	0.0
160°-170°	0.0	0.0
170°-180°	0.0	0.0
0°-90°	3943.3	100.0
0°-180°	3943.3	100.0



REPORT NUMBER: P162331

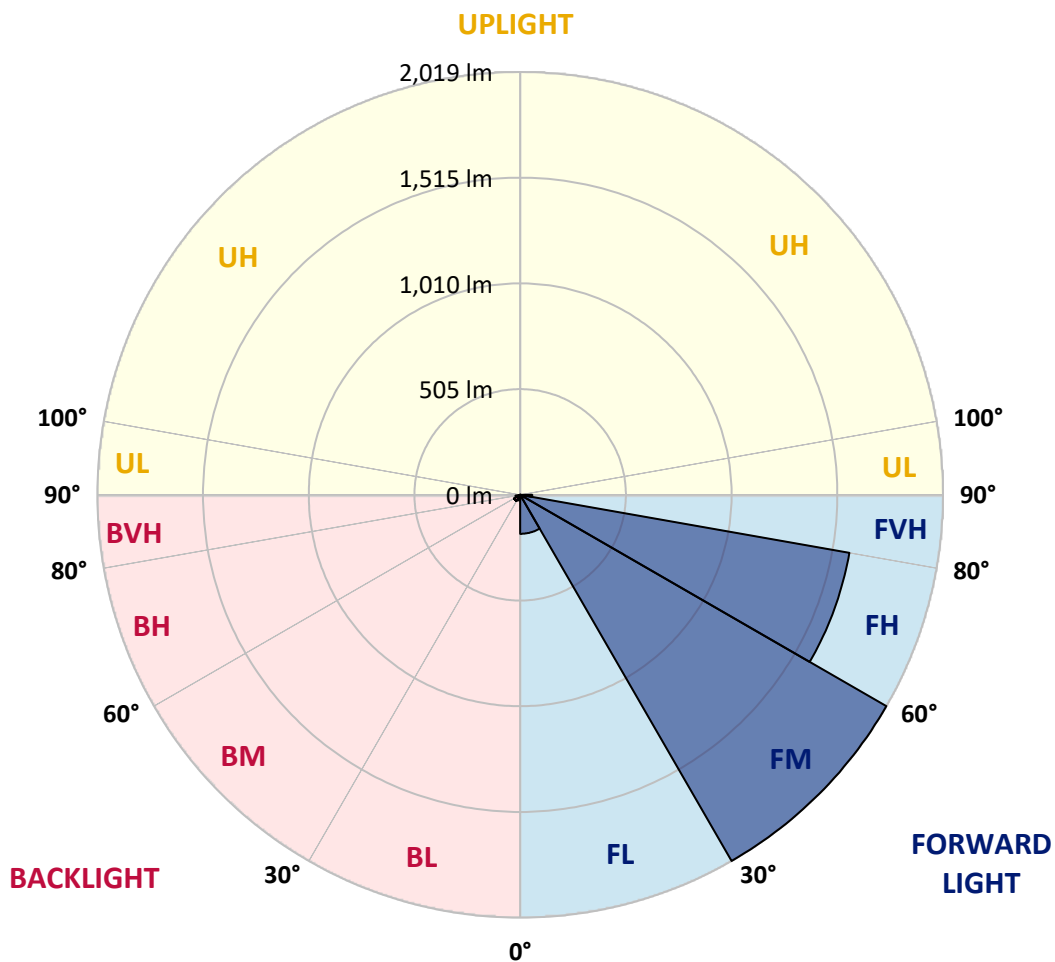
CATALOG NUMBER: EMM-F03-LED-E1-SL2-HSS-7030

LUMINAIRE CLASSIFICATION SYSTEM LUMEN TABLE AND BUG RATING:

Zone	Lumens	% Fixture	Zone Rating/Lumen Limit		
			B	U	G
FL (0°-30°)	186.3	4.7			
FM (30°-60°)	2019.4	51.2			
FH (60°-80°)	1596.5	40.5			G1/1800
FVH (80°-90°)	57.3	1.5			G1/100
BL (0°-30°)	26.9	0.7	B0/110		
BM (30°-60°)	33.7	0.9	B0/220		
BH (60°-80°)	23.0	0.6	B0/110		G0/110
BVH (80°-90°)	0.1	0.0			G0/10
UL (90°-100°)	0.0	0.0		U0/0	
UH (100°-180°)	0.0	0.0		U0/0	

BUG Rating: B0-U0-G1

Type II Short





REPORT NUMBER: P162331
 CATALOG NUMBER: EMM-F03-LED-E1-SL2-HSS-7030

CANDELA DISTRIBUTION (FULL):

	0°	5°	15°	25°	35°	45°	55°	56°	57°	58°	59°
0°	151.3	151.3	151.3	151.3	151.3	151.3	151.3	151.3	151.3	151.3	151.3
2.5°	197.8	200.0	198.6	195.0	190.7	185.0	179.9	179.9	179.2	177.0	177.8
5°	259.5	260.2	257.3	248.7	240.9	228.7	215.0	213.6	212.2	210.1	209.3
7.5°	319.7	322.6	319.7	310.4	294.7	276.0	254.5	252.4	248.1	248.1	245.2
10°	381.4	381.4	378.5	367.7	353.4	326.9	299.6	296.1	291.0	289.6	285.3
12.5°	425.1	425.1	423.7	417.9	406.5	382.8	349.9	346.2	339.8	337.6	332.7
15°	442.3	442.3	443.0	448.0	448.8	438.0	403.6	400.7	394.3	388.5	386.4
17.5°	453.1	452.3	452.3	459.5	472.5	479.6	457.4	454.5	447.3	444.5	437.3
20°	476.8	475.3	470.9	470.9	483.2	508.3	508.3	507.5	499.7	497.5	493.9
22.5°	511.8	510.4	497.5	486.8	492.5	524.0	553.4	552.0	549.1	546.3	544.1
25°	569.2	564.1	542.0	510.4	505.4	539.1	587.8	591.4	593.5	593.5	595.0
27.5°	655.9	649.5	610.1	551.2	529.1	563.5	625.8	633.0	639.5	640.9	647.3
30°	776.4	764.9	708.3	622.3	571.4	599.3	681.8	689.6	699.0	701.8	711.8
32.5°	974.2	967.8	913.3	784.2	675.3	669.5	759.9	769.9	782.1	787.1	799.3
35°	1275.3	1276.7	1232.3	1116.1	965.6	886.8	899.7	908.3	912.6	927.6	934.0
37.5°	1479.6	1483.2	1493.2	1447.4	1339.8	1259.5	1158.4	1167.8	1145.5	1147.7	1148.4
40°	1591.5	1602.9	1661.7	1706.1	1697.5	1650.9	1570.0	1574.9	1533.4	1524.0	1478.9
42.5°	1666.0	1681.0	1775.0	1912.6	1982.9	2025.2	2006.5	2004.3	1972.1	1959.9	1921.9
45°	1712.6	1726.2	1844.5	2047.4	2209.4	2332.7	2383.6	2389.3	2362.1	2349.9	2318.4
47.5°	1710.4	1726.2	1853.1	2097.5	2336.2	2533.4	2676.8	2683.9	2700.4	2689.7	2691.8
50°	1615.8	1630.9	1758.5	2012.3	2299.0	2625.2	2887.6	2910.5	2937.0	2954.9	2963.5
52.5°	1501.1	1511.9	1625.2	1866.0	2139.8	2587.2	3012.3	3051.7	3091.1	3124.9	3148.5
55°	1458.8	1471.0	1559.9	1759.9	2012.3	2428.0	3070.3	3128.4	3184.3	3239.5	3284.7
57.5°	1481.1	1492.5	1556.3	1709.8	1936.3	2260.2	3086.8	3177.2	3268.9	3358.5	3447.4
60°	1562.8	1574.9	1629.5	1756.4	1916.2	2163.5	3022.3	3172.1	3324.8	3481.1	3628.1
62.5°	1530.5	1535.5	1615.8	1838.0	2059.5	2081.1	2787.9	2997.2	3230.2	3471.1	3708.4
63°	1499.7	1505.4	1587.2	1815.8	2103.3	2068.9	2715.5	2936.3	3182.2	3441.7	3699.8
65°	1359.9	1360.6	1423.0	1603.7	2054.6	2090.4	2392.9	2603.7	2886.1	3197.2	3523.4
67.5°	1015.1	1010.0	1070.3	1207.9	1612.9	2091.1	2053.8	2172.1	2368.5	2644.6	2937.0
70°	359.9	352.0	449.5	640.1	1005.1	1710.4	1764.9	1772.8	1827.3	1976.4	2159.9
72.5°	116.9	119.0	143.4	234.4	463.1	1151.3	1597.9	1573.5	1559.2	1558.5	1582.9
75°	46.6	47.4	57.4	104.0	207.9	554.9	1399.3	1412.9	1418.0	1425.1	1433.0
77.5°	22.2	24.4	32.3	58.1	103.2	274.5	1001.5	1116.9	1182.9	1233.8	1264.5
80°	7.9	9.3	17.9	35.8	48.0	126.1	527.6	636.6	733.3	858.1	965.6
82.5°	0.0	0.0	3.6	25.1	26.5	50.9	216.5	253.8	290.4	376.3	483.2
85°	0.0	0.0	0.0	7.2	7.9	8.6	73.1	88.1	98.9	115.4	133.3
87.5°	0.0	0.0	0.0	0.0	0.0	0.0	0.8	2.2	4.3	10.8	16.5
90°	0.0	0.0	0.0	0.0	0.0	0.0	0.0	0.0	0.0	0.0	0.0



REPORT NUMBER: P162331

CATALOG NUMBER: EMM-F03-LED-E1-SL2-HSS-7030

CANDELA DISTRIBUTION (continued):

	60°	61°	62°	64°	65°	66°	67°	68°	69°	70°	71°
0°	151.3	151.3	151.3	151.3	151.3	151.3	151.3	151.3	151.3	151.3	151.3
2.5°	176.4	175.6	175.6	174.2	173.5	172.1	171.3	169.2	168.4	168.4	168.4
5°	208.6	205.8	204.3	200.7	198.6	197.8	194.3	192.9	190.7	191.4	187.8
7.5°	244.4	239.5	237.3	232.2	230.8	225.8	224.4	220.8	218.7	214.4	212.9
10°	283.9	277.4	273.9	265.9	263.8	260.2	255.9	251.6	248.1	243.8	241.6
12.5°	329.0	323.3	320.4	309.7	304.7	299.6	293.9	288.2	282.4	278.8	273.9
15°	382.1	372.8	369.9	359.9	351.3	344.8	337.0	329.7	325.4	318.3	313.3
17.5°	434.5	425.1	422.9	407.9	398.6	394.3	385.7	376.3	368.5	361.3	353.4
20°	486.8	480.3	474.6	460.2	450.2	443.0	431.6	422.2	415.8	405.7	395.7
22.5°	539.1	532.6	528.3	513.2	504.0	493.9	483.9	473.9	464.5	452.3	440.9
25°	592.9	588.6	586.4	572.8	564.1	554.9	544.8	533.4	521.9	508.3	496.1
27.5°	648.7	650.2	645.9	643.0	633.7	627.2	611.5	603.6	595.0	578.5	563.5
30°	719.8	724.1	722.6	724.7	719.0	714.7	702.5	692.5	682.4	666.7	649.5
32.5°	809.3	815.1	817.9	825.8	823.0	821.6	817.9	803.6	796.4	769.2	762.1
35°	947.7	944.8	957.0	963.5	960.6	959.2	954.9	947.0	938.3	919.0	901.1
37.5°	1127.6	1130.5	1134.8	1121.9	1113.3	1112.6	1099.7	1091.8	1079.6	1058.1	1036.6
40°	1457.4	1439.4	1419.4	1364.9	1341.3	1327.6	1289.6	1278.9	1258.1	1228.7	1206.5
42.5°	1886.0	1868.2	1807.9	1716.9	1668.1	1600.7	1570.0	1532.0	1502.6	1454.5	1428.7
45°	2311.9	2260.2	2253.1	2147.0	2086.8	1997.9	1942.7	1878.9	1812.2	1749.2	1703.3
47.5°	2671.0	2659.6	2624.4	2560.0	2504.0	2429.4	2358.5	2260.2	2191.5	2101.8	2019.4
50°	2958.5	2957.8	2944.9	2907.6	2861.0	2800.8	2738.4	2655.3	2577.1	2467.4	2379.3
52.5°	3173.6	3185.0	3189.3	3177.9	3160.0	3106.9	3075.4	3005.8	2939.9	2846.7	2751.3
55°	3331.3	3373.6	3395.1	3419.4	3414.5	3395.8	3394.3	3349.2	3319.1	3245.3	3177.9
57.5°	3526.3	3595.8	3662.4	3780.7	3785.0	3826.7	3848.2	3869.6	3875.4	3846.0	3823.8
60°	3774.3	3916.2	4042.4	4289.7	4354.2	4456.0	4522.0	4593.7	4654.6	4659.6	4658.2
62.5°	3949.2	4167.8	4371.4	4738.5	4863.9	4981.5	5069.7	5139.2	5181.5	5224.5	5244.6
63°	3954.2	4193.6	4410.2	4788.7	4920.6	5032.4	5116.3	5180.8	5225.3	5251.0	5263.9
65°	3833.1	4123.4	4381.5	4758.5	4882.6	4995.1	5038.9	5081.2	5102.7	5112.7	5074.7
67.5°	3248.8	3532.7	3833.8	4255.3	4361.4	4496.2	4532.0	4553.5	4563.5	4561.4	4529.2
70°	2429.4	2667.5	3002.3	3484.0	3624.4	3756.4	3838.1	3873.3	3884.7	3881.1	3833.1
72.5°	1696.1	1835.9	2111.9	2648.1	2839.5	3008.7	3109.8	3162.1	3172.9	3151.3	3106.9
75°	1424.4	1431.6	1494.0	1787.1	1966.3	2147.0	2261.0	2293.9	2272.5	2207.2	2094.0
77.5°	1271.7	1287.5	1287.5	1331.3	1366.3	1416.5	1427.3	1347.0	1253.8	1133.4	1035.8
80°	1066.7	1121.9	1160.6	1192.9	1196.4	1186.4	1159.9	1114.7	1043.1	951.3	849.5
82.5°	648.1	757.0	801.4	967.8	1049.5	1104.7	1100.4	1040.2	985.7	890.3	803.6
85°	163.5	176.4	191.4	248.7	278.8	340.5	379.3	397.1	403.6	370.6	335.5
87.5°	15.8	10.8	17.9	13.6	19.4	14.3	19.4	17.9	22.2	23.7	25.8
90°	0.0	0.0	0.0	0.0	0.0	0.0	0.0	0.0	0.0	0.0	0.0



REPORT NUMBER: P162331
 CATALOG NUMBER: EMM-F03-LED-E1-SL2-HSS-7030

CANDELA DISTRIBUTION (continued):

	72°	73°	74°	75°	76°	77°	78°	79°	80°	81°	82°
0°	151.3	151.3	151.3	151.3	151.3	151.3	151.3	151.3	151.3	151.3	151.3
2.5°	167.0	166.3	165.6	164.9	164.1	163.5	162.0	162.0	160.6	159.8	159.2
5°	185.6	184.2	183.5	182.1	179.9	178.5	176.4	173.5	171.3	170.6	169.2
7.5°	209.3	205.8	204.3	202.1	199.3	195.0	192.1	190.0	186.4	184.2	179.9
10°	235.8	232.2	227.9	223.6	219.3	214.4	210.7	207.9	202.1	199.3	194.3
12.5°	269.6	263.1	258.1	252.4	246.6	240.9	236.6	227.9	223.0	216.5	212.2
15°	303.9	298.2	292.5	285.3	276.7	267.4	263.1	255.2	248.7	238.7	233.0
17.5°	345.6	334.8	326.2	317.6	309.7	301.1	292.5	280.3	271.0	262.4	250.9
20°	386.4	373.5	364.2	352.7	341.3	327.6	317.6	309.0	296.1	284.6	272.4
22.5°	430.2	417.2	402.2	390.7	374.9	364.2	350.5	336.2	323.3	308.2	293.2
25°	483.2	469.5	452.3	437.3	419.4	404.3	387.9	371.3	355.6	338.4	319.0
27.5°	548.4	534.1	515.4	497.5	473.9	455.2	439.4	417.2	397.1	375.6	353.4
30°	630.9	615.1	592.1	566.3	542.6	521.9	499.7	470.3	448.0	422.2	393.6
32.5°	738.4	719.8	688.9	664.6	635.2	607.9	577.1	547.7	516.1	482.5	449.5
35°	873.9	856.7	820.8	785.0	752.7	720.4	681.8	648.1	603.6	562.7	520.5
37.5°	1014.3	983.5	950.6	911.9	871.7	833.0	785.7	739.1	688.2	643.8	590.7
40°	1174.9	1137.7	1110.4	1068.9	1012.2	957.0	913.3	855.3	791.4	731.9	669.5
42.5°	1395.0	1353.4	1304.7	1241.6	1200.7	1136.3	1079.6	1010.8	926.9	860.2	785.0
45°	1649.5	1592.9	1545.5	1484.6	1435.2	1354.9	1289.0	1197.2	1113.3	1025.8	934.0
47.5°	1939.9	1869.6	1800.8	1740.5	1661.7	1582.9	1498.9	1401.4	1293.9	1197.9	1088.9
50°	2273.2	2173.5	2078.2	2000.8	1892.5	1801.5	1710.4	1600.7	1481.7	1371.4	1247.3
52.5°	2643.8	2528.4	2402.2	2283.2	2157.8	2040.9	1931.2	1805.1	1672.4	1537.7	1399.3
55°	3091.1	3004.4	2856.0	2704.7	2537.0	2380.7	2239.5	2083.2	1921.9	1744.8	1599.3
57.5°	3791.5	3749.2	3625.2	3473.9	3255.3	3065.3	2825.9	2634.5	2400.8	2157.0	1969.2
60°	4740.7	4688.3	4618.7	4496.2	4322.7	4064.6	3800.8	3503.4	3147.8	2810.1	2489.7
62.5°	5246.7	5228.1	5171.5	5086.9	4924.9	4721.3	4455.3	4128.4	3727.0	3317.0	2908.3
63°	5261.8	5238.1	5189.4	5103.4	4960.7	4763.6	4502.6	4185.0	3792.2	3374.3	2957.1
65°	5058.2	5048.9	4999.4	4905.6	4808.0	4657.5	4455.3	4182.2	3852.5	3457.4	3042.4
67.5°	4486.2	4458.2	4382.2	4353.6	4285.4	4180.7	4026.6	3838.8	3603.0	3292.5	2934.2
70°	3794.4	3752.8	3657.5	3606.6	3523.4	3457.4	3363.6	3229.5	3084.0	2867.4	2600.1
72.5°	3061.0	2975.0	2887.6	2754.9	2638.8	2521.2	2417.3	2322.7	2162.8	2075.4	1872.5
75°	1987.9	1831.6	1681.8	1481.1	1300.4	1140.6	984.9	906.1	741.9	675.3	580.0
77.5°	943.4	855.9	738.4	647.3	531.2	433.7	354.2	265.9	208.6	163.5	124.7
80°	761.3	687.5	616.5	534.1	446.6	356.3	273.1	204.3	144.8	100.4	71.0
82.5°	678.9	598.6	511.1	454.5	395.0	323.3	265.3	216.5	159.8	116.9	79.5
85°	263.8	222.2	171.3	139.8	109.0	89.6	81.0	55.9	43.7	34.4	26.5
87.5°	22.9	18.6	15.1	10.0	10.8	5.7	6.5	4.3	3.6	3.6	2.9
90°	0.0	0.0	0.0	0.0	0.0	0.0	0.0	0.0	0.0	0.0	0.0



REPORT NUMBER: P162331

CATALOG NUMBER: EMM-F03-LED-E1-SL2-HSS-7030

CANDELA DISTRIBUTION (continued):

	83°	84°	85°	86°	87°	88°	89°	90°	95°	105°	115°
0°	151.3	151.3	151.3	151.3	151.3	151.3	151.3	151.3	151.3	151.3	151.3
2.5°	158.4	157.7	157.0	155.5	155.5	154.1	153.4	152.7	149.1	141.2	134.7
5°	166.3	164.9	163.5	161.3	159.8	157.7	156.3	154.1	146.3	131.2	118.3
7.5°	177.8	174.9	172.7	168.4	166.3	163.5	161.3	157.7	144.8	121.8	104.0
10°	191.4	186.4	182.8	177.8	173.5	169.9	166.3	161.3	143.4	111.8	91.0
12.5°	207.9	202.1	195.0	189.3	183.5	178.5	173.5	167.0	141.2	103.2	81.0
15°	224.4	215.8	210.7	202.9	195.0	187.8	180.7	174.9	142.0	93.9	72.4
17.5°	243.0	234.4	223.6	215.0	206.4	197.2	188.5	177.0	138.4	86.7	66.0
20°	261.0	248.7	238.7	227.9	215.8	204.3	193.6	183.5	135.5	79.5	60.2
22.5°	280.3	265.9	253.0	239.5	224.4	211.5	198.6	185.6	130.4	73.1	55.2
25°	303.9	287.5	268.8	252.4	236.6	220.8	204.3	188.5	125.5	67.4	51.6
27.5°	332.7	311.1	292.5	271.7	249.5	229.4	211.5	194.3	120.4	63.1	48.0
30°	369.2	344.1	317.6	291.0	267.4	244.4	219.3	197.8	115.4	58.8	44.4
32.5°	417.9	386.4	354.2	323.3	291.8	262.4	235.8	207.9	112.6	55.2	40.9
35°	482.5	441.6	402.2	363.4	325.4	289.6	255.2	223.6	112.6	50.9	36.6
37.5°	543.4	496.1	445.9	397.9	352.7	311.1	270.2	232.2	106.8	47.4	32.9
40°	609.3	552.7	493.9	437.3	382.8	331.2	284.6	240.9	101.8	43.0	29.4
42.5°	710.4	638.7	562.0	496.1	430.8	367.0	309.0	257.3	95.4	38.7	25.8
45°	843.0	752.0	661.7	581.4	498.2	420.0	351.3	287.5	93.9	35.1	22.2
47.5°	984.9	877.4	771.3	668.9	571.4	480.3	397.9	321.1	93.9	31.5	19.4
50°	1126.2	991.4	878.2	759.2	649.5	542.0	443.7	356.3	94.6	28.7	15.8
52.5°	1253.8	1109.7	982.8	845.2	724.1	599.3	492.5	390.7	93.2	25.1	12.9
55°	1430.9	1261.7	1114.7	962.8	820.8	680.3	559.2	442.3	93.9	22.2	10.8
57.5°	1757.0	1558.5	1381.4	1182.1	1018.6	837.3	690.4	548.4	102.5	18.6	7.9
60°	2225.2	1967.1	1718.4	1475.3	1267.4	1051.7	861.0	693.9	120.4	15.1	5.7
62.5°	2539.8	2202.2	1905.4	1637.3	1395.7	1169.9	962.0	772.1	132.6	12.2	3.6
63°	2572.1	2223.0	1924.8	1648.1	1401.4	1175.6	966.3	777.8	133.3	11.5	3.6
65°	2633.0	2258.8	1935.6	1650.2	1395.7	1167.8	963.5	777.1	134.7	9.3	2.9
67.5°	2563.5	2203.6	1873.1	1588.6	1345.6	1121.2	927.6	748.4	134.1	6.5	2.2
70°	2292.5	1994.3	1704.0	1438.8	1217.9	1015.1	844.5	682.4	123.3	4.3	1.4
72.5°	1683.2	1480.3	1255.2	1063.8	917.6	762.1	650.2	512.6	95.4	2.9	0.8
75°	498.9	454.5	382.1	337.0	297.5	245.9	218.7	170.6	48.8	1.4	0.0
77.5°	99.7	90.3	81.0	73.8	69.5	59.5	56.6	46.6	20.1	0.8	0.0
80°	52.3	43.0	36.6	32.3	28.0	22.9	19.4	15.8	3.6	0.0	0.0
82.5°	50.2	33.7	24.4	20.1	17.2	13.6	10.8	7.9	2.2	0.0	0.0
85°	18.6	14.3	10.8	8.6	7.2	6.5	5.1	4.3	0.0	0.0	0.0
87.5°	2.9	2.2	2.2	1.4	1.4	0.8	0.8	0.8	0.0	0.0	0.0
90°	0.0	0.0	0.0	0.0	0.0	0.0	0.0	0.0	0.0	0.0	0.0



REPORT NUMBER: P162331

CATALOG NUMBER: EMM-F03-LED-E1-SL2-HSS-7030

CANDELA DISTRIBUTION (continued):

	125°	135°	145°	155°	165°	175°	180°
0°	151.3	151.3	151.3	151.3	151.3	151.3	151.3
2.5°	128.3	122.6	119.7	116.1	116.1	115.4	116.9
5°	106.8	98.9	93.2	88.9	89.6	87.5	88.1
7.5°	90.3	82.4	77.4	74.6	73.8	73.1	73.1
10°	78.1	71.0	66.7	64.5	63.8	63.8	63.8
12.5°	69.5	62.4	58.8	57.4	57.4	56.6	56.6
15°	62.4	56.6	53.1	51.6	51.6	50.9	51.6
17.5°	56.6	50.9	48.0	46.6	46.6	45.8	45.8
20°	51.6	46.6	43.7	41.5	41.5	40.9	41.5
22.5°	47.4	42.3	38.7	37.2	36.6	35.8	36.6
25°	43.0	38.0	34.4	32.3	31.5	31.5	30.8
27.5°	39.4	34.4	30.1	28.0	27.2	27.2	26.5
30°	35.8	30.1	25.8	23.7	22.9	22.9	22.9
32.5°	32.3	25.8	22.2	20.1	19.4	19.4	19.4
35°	28.7	22.2	18.6	16.5	15.8	15.8	15.8
37.5°	24.4	18.6	14.3	12.9	12.2	11.5	11.5
40°	20.8	14.3	10.8	9.3	7.9	7.9	7.9
42.5°	17.2	11.5	7.9	5.7	5.1	4.3	5.1
45°	14.3	8.6	5.1	2.9	2.2	2.2	2.2
47.5°	11.5	5.7	2.2	0.8	0.8	0.8	0.8
50°	8.6	3.6	0.8	0.0	0.0	0.8	0.8
52.5°	6.5	2.2	0.0	0.0	0.0	0.0	0.0
55°	3.6	0.8	0.0	0.0	0.0	0.0	0.0
57.5°	2.2	0.0	0.0	0.0	0.0	0.0	0.0
60°	1.4	0.0	0.0	0.0	0.0	0.0	0.0
62.5°	0.8	0.0	0.0	0.0	0.0	0.0	0.0
63°	0.8	0.0	0.0	0.0	0.0	0.0	0.0
65°	0.8	0.0	0.0	0.0	0.0	0.0	0.0
67.5°	0.0	0.0	0.0	0.0	0.0	0.0	0.0
70°	0.0	0.0	0.0	0.0	0.0	0.0	0.0
72.5°	0.0	0.0	0.0	0.0	0.0	0.0	0.0
75°	0.0	0.0	0.0	0.0	0.0	0.0	0.0
77.5°	0.0	0.0	0.0	0.0	0.0	0.0	0.0
80°	0.0	0.0	0.0	0.0	0.0	0.0	0.0
82.5°	0.0	0.0	0.0	0.0	0.0	0.0	0.0
85°	0.0	0.0	0.0	0.0	0.0	0.0	0.0
87.5°	0.0	0.0	0.0	0.0	0.0	0.0	0.0
90°	0.0	0.0	0.0	0.0	0.0	0.0	0.0

(END OF REPORT)